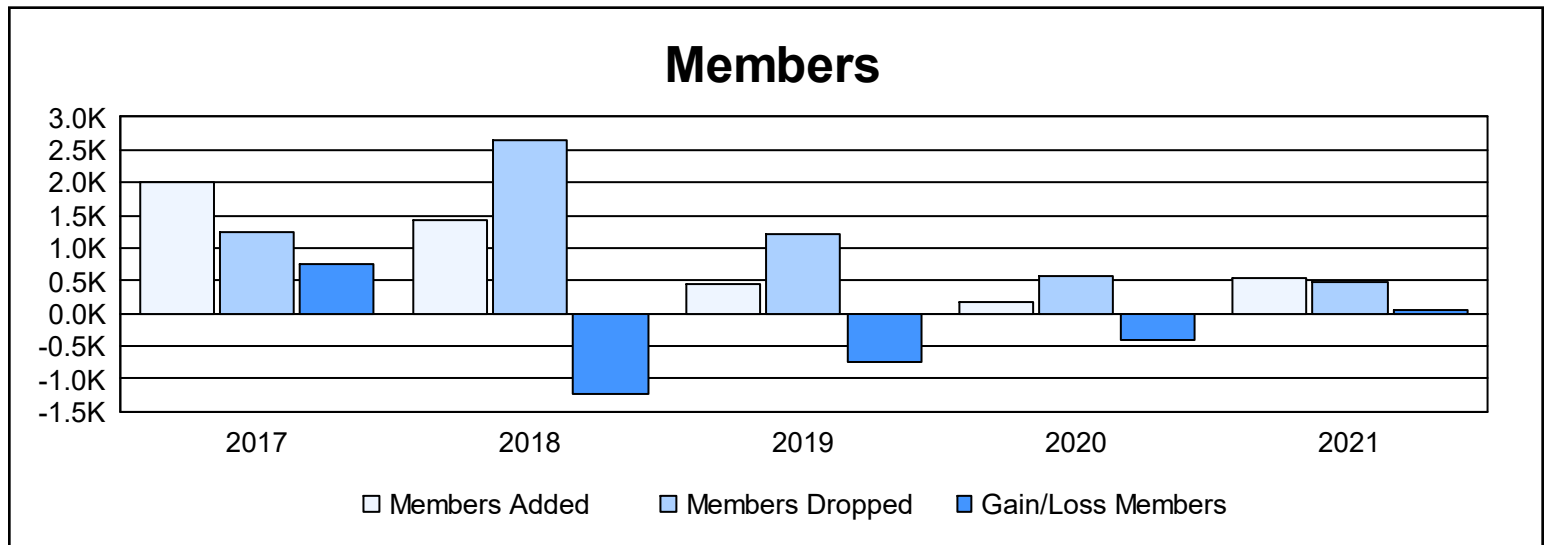
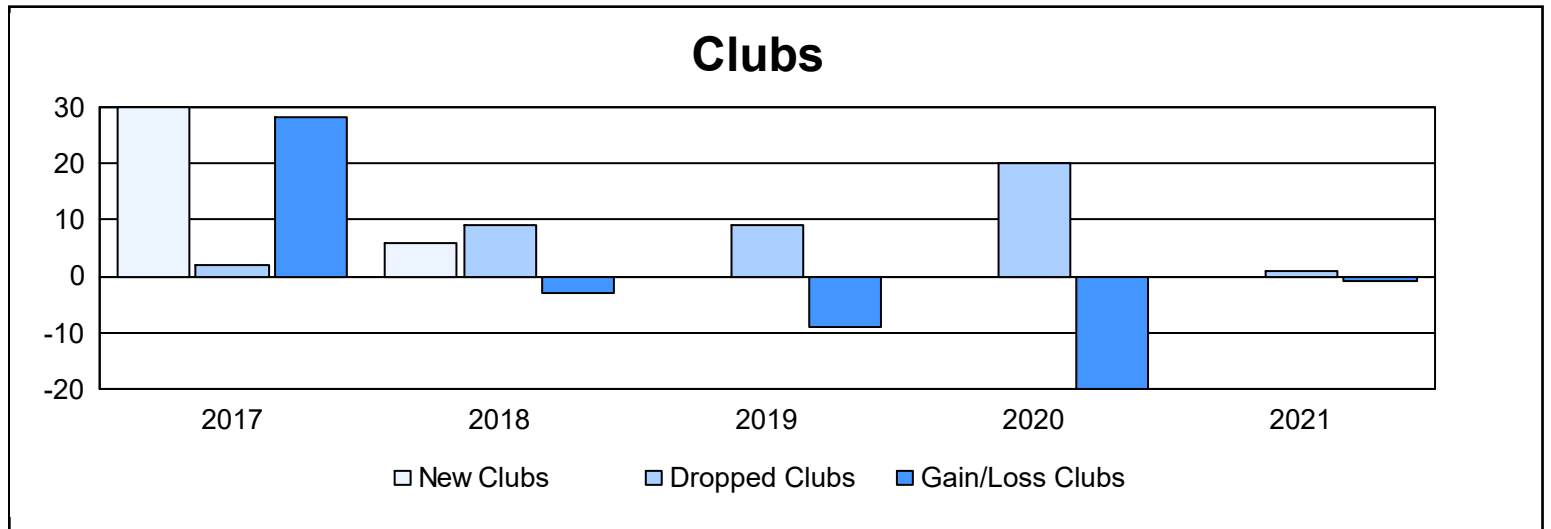
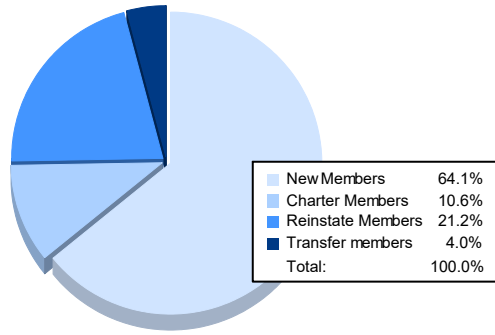


Year	New Clubs	Dropped Clubs	Gain/ Loss Clubs	New Members	Charter Members	Reinstate Members	Transfer Members	Total Member Added	Total Members Dropped	Gain/ Loss Members
2016-2017	30	2	28	706	1,123	150	30	2,009	1,250	759
2017-2018	6	9	-3	894	322	158	45	1,419	2,649	-1,230
2018-2019	0	9	-9	217	126	69	46	458	1,203	-745
2019-2020	0	20	-20	3	57	77	24	161	567	-406
2020-2021	0	1	-1	350	58	116	22	546	484	62
Average	7	8	-1	434	337	114	33	919	1,231	-312



Membership Composition June 2021 Cumulative



Gender Composition June 2021 Cumulative

